



NAMIBIA

Your Investment, Trade and Tourism Partner

Presented by :

Bonaventura Hinda

Commercial Counsellor
Embassy of the Republic of Namibia
France, Italy, Portugal, Spain
29 June 2018, Lisbon, Portugal



Country profile

STRATEGIC LOCATION

Atlantic Ocean (1500km)
Angola, Botswana, South Africa

LAND SIZE

824, 292 km²

POPULATION

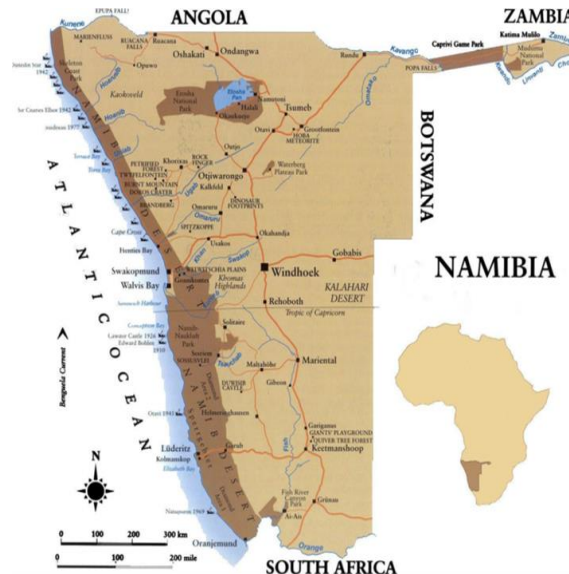
2,3 million

GOVERNMENT

Democratic
Politically Stable
Rule of Law

ECONOMY

Macroeconomic Stability
Growth Potential (2018-19: 1,4% - 2,1%)
Primary, Secondary, Tertiary Industries



FINANCE

Well Developed Financial
System & Institutions

INFRASTRUCTURE

Globally Competitive

2017/18 WEF COMPETITIVENESS REPORT

5th in Sub-Saharan Africa

BUSINESS LANGUAGE

English

CURRENCY

N\$ 1 = ZAR 1
€ 1 ≈ N\$ 15

Vision & Strategy

Propelling Growth through Diversification



Namibia Industrial
Policy 2012

Growth at Home
Strategy 2014

Harambee Prosperity
Plan 2016

Priority sectors

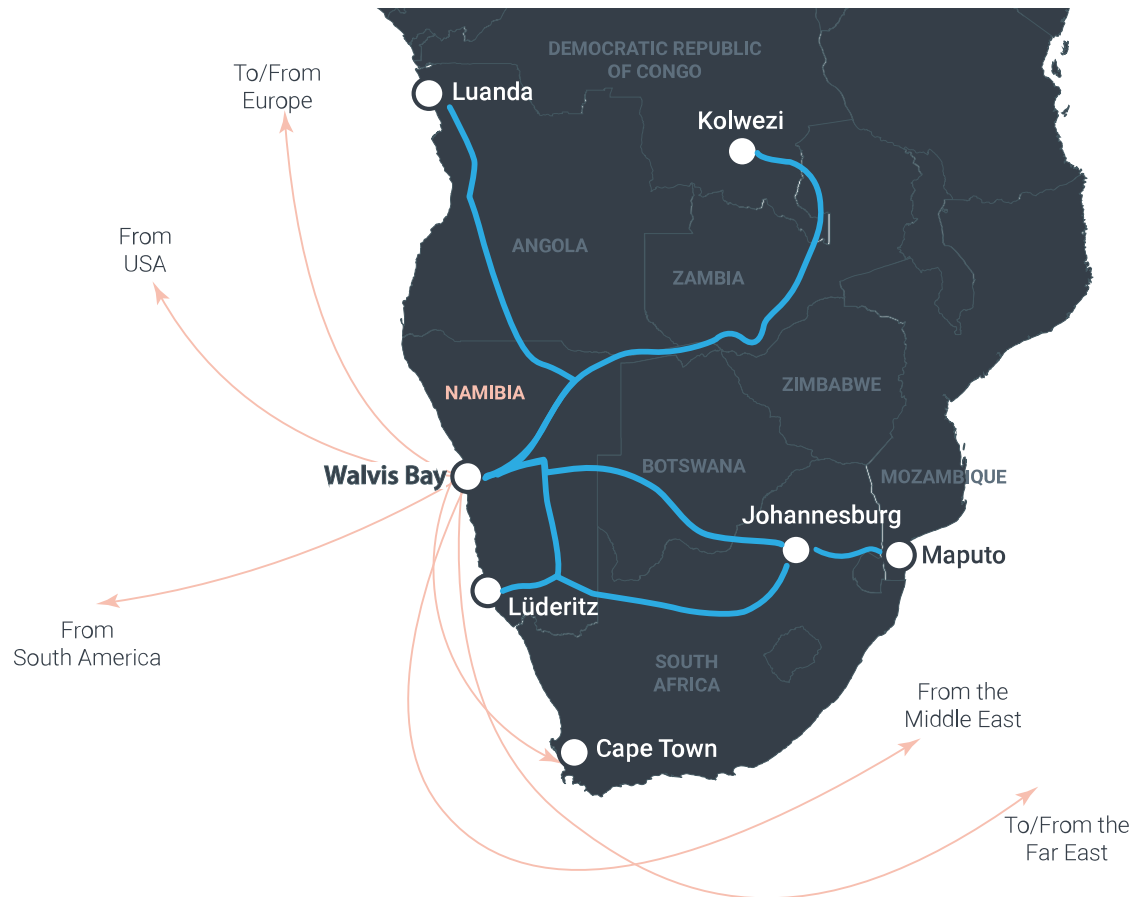
- 1 Agriculture
- 2 Manufacturing
(value addition of resources - natural/ recyclables)
- 3 Transport and Logistics
- 4 Tourism
- 5 Mining & Mineral Beneficiation
- 6 Ocean Economy

Enablers

- Education, skills development and training
- Health
- Infrastructure (Energy, Water, Roads, Rail etc)
- ICT and Innovation
- Financial Infrastructure
- Export capacity and greater regional integration
- Research and Innovation

Namibia gateway to SADC Region (Market Access)

Strategic Geographic Location (road, rail, sea, air)



Transport Corridor Network

- ▶ Angola (3-5 days)
- ▶ Botswana (2 days)
- ▶ DRC (5-6 days)
- ▶ Malawi (5-6 days)
- ▶ South Africa (2 days)
- ▶ Zambia (3-4 days)

Direct shipping lines

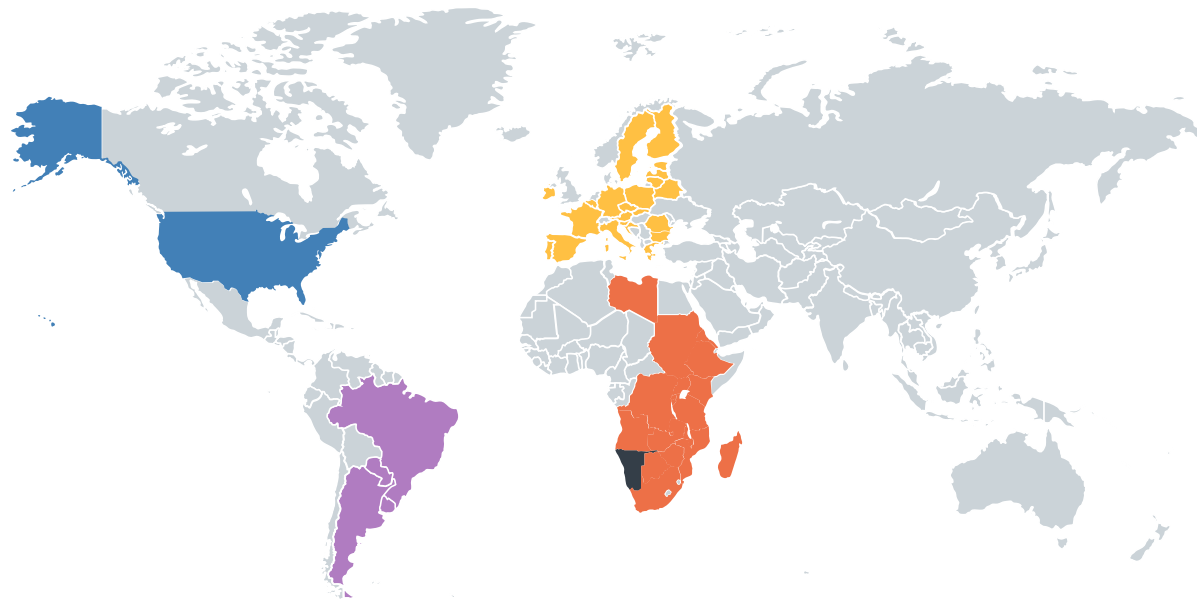
- Europe, East Asia, North America, Middle East
- MACS, Maersk, Ocean Africa Containers

Dry Port facilities

- Botswana
- Zambia
- Zimbabwe
- DRC - Congo

Market Access

Namibia : a small market (2,4 million people) but...



■ Africa : SACU,
SADC Tripartite
(SADC ECA,
COMESA)

■ Europe : EPA
Agreement

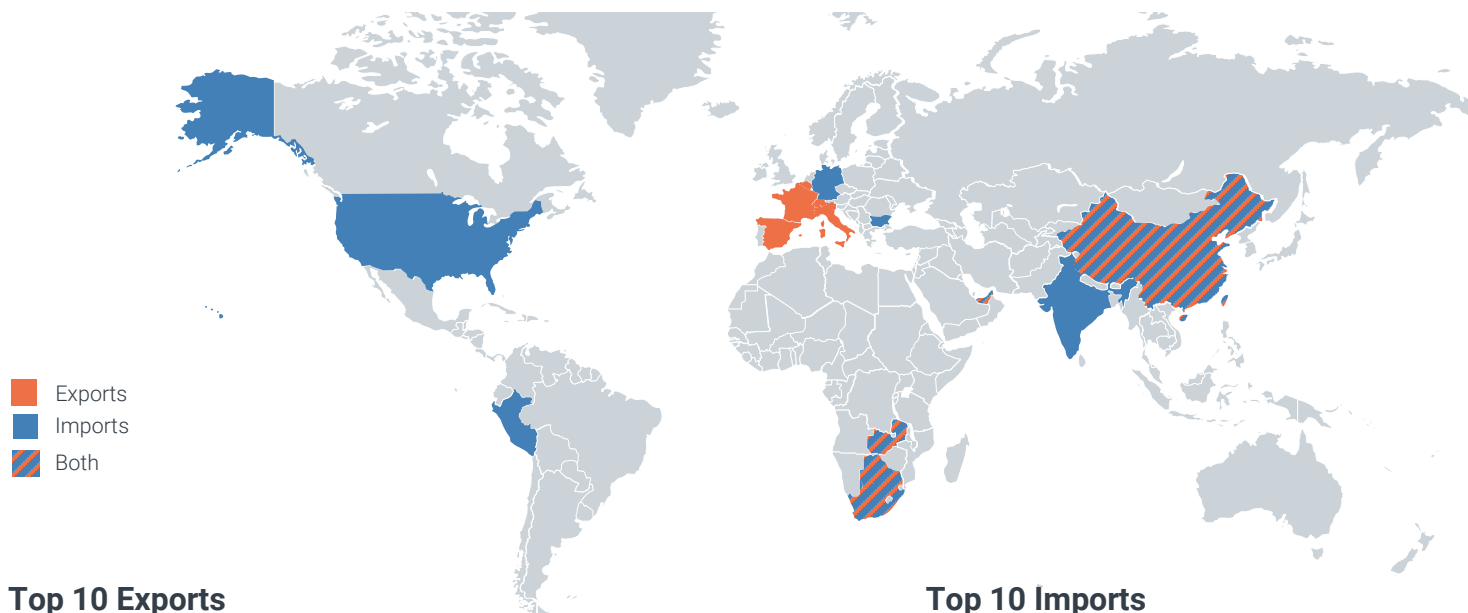
■ USA : AGOA

■ South
America :
Mercosur

Main exports from Namibia

- Meat & Meat Products
- Fish & Marine Products
- Minerals
- Dimension Stones
- Beverages
- Live Animals
- Vegetables & Fruits
- Metal Ores
- Diamonds

Top 10 Trade Destinations - 2017



Top 10 Exports

South Africa (23,6%)	Spain (4,9%)
Botswana (13,2%)	United Arab Emirates (4,3%)
Switzerland (10,3%)	Italy (4,2%)
China (5,3%)	Zambia (3,9%)
Belgium (5,1%)	France (3,6%)
Rest of the world (21,5%)	

Top 10 Imports

South Africa (55,7%)	India (2,2%)
Bulgaria (6,6%)	USA (2%)
Botswana (6,2%)	Peru (1,8%)
China (5,2%)	United Arab Emirates (1,5%)
Zambia (4,8%)	Germany (1,5%)
Rest of the world (12,7%)	

Target Market

FRANCE

Exports : fish, plants & parts of plants used in perfumery

Imports : swine, chocolates, wine, alcohol/spirits, engine parts, machinery for liquid gas

ITALY

Exports : bovine, fish, table grapes, marble/granite, zinc, raw hides, wet blue, copper

Imports : olive oil, veneered wood, ceramic tiles, fork lifts/handling equipment, industrial machinery e.g food and beverages and leather processing

PORTUGAL

Exports : fish, grapes, charcoal

Imports : olive oil, cereal, wine, chocolates, textile, iron/steel structures, machinery, petroleum oils, motor vehicles for goods transport, fishing nets

SPAIN

Exports : fish, crustaceans mollusc, table grapes, marble/granite

Imports : swine, fish, olive oil, rubber tyres, carton/boxes, footwear, iron/steel, engine parts, refrigerators, mobile cranes, industrial equipment



Investment Opportunities



AGRICULTURE &
AGRO-PROCESSING



LOGISTIC /
TRANSPORT &
OCEAN ECONOMY



ICT / SKILLS
DEVELOPEMENT



INFRASTRUCTURE



MANUFACTURING



SERVICE INDUSTRY

Agriculture and Agro-Processing

PPP Opportunities - Agribusdev

ZONE

Size of the land : 2000 ha

Suitable cultivar :

Maize, Wheat and Vegetables

Distance from water source : 12km

Water source : Kavango river

TANDJESKOPPE

Size of the land : 4000 ha

Suitable cultivar :

Maize, Wheat and Vegetables

Distance from water source : 12km

Water source : Orange river

KATIMA FARM

Size of the land : 300 ha

Suitable cultivar :

Maize, Wheat and Vegetables

Distance from water source : 12km

Water source : Zambezi river

LISELO

Size of the land : 1700 ha

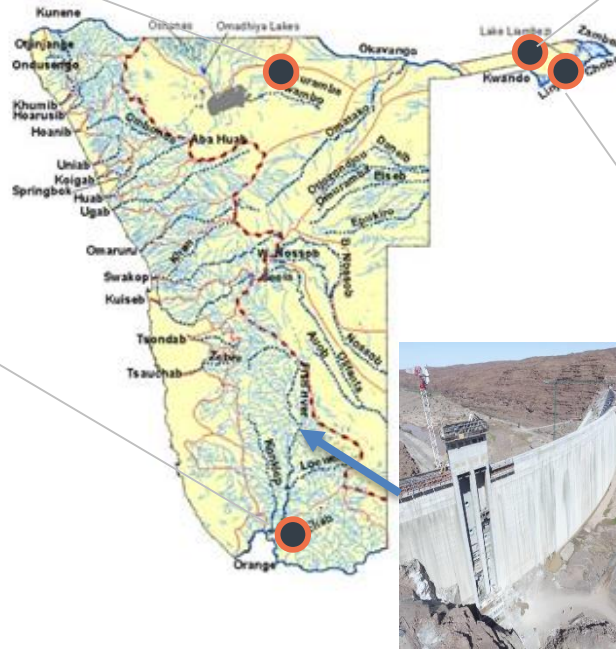
Suitable cultivar :

Maize, Wheat and Vegetables

Distance from water source :

12km

Water source : Zambezi river



Neckartal Dam

Mining & Mineral Beneficiation

6th largest **uranium** producer
in the world



Significant reserves **copper**,
zinc, **lead**, **cobalt**, **lithium**

12th largest **diamond**
producer in the world



Other: **gold**, **silver**, semi-precious stones,
industrial minerals, salt, fluorspar,
manganese, granite, marble etc.

Oil Exploration



Off-shore **gas** field
(1,4 trillion cubic feet)

Investment Opportunities

Manufacturing



1

Mineral Beneficiation: Lithium,
Sea salt, marble/granite,

2

Agri-processing: Canning of fruit & Veg
(Tomato paste for fishing industry)

3

Mariculture & Aquaculture: sardines,
horse mackerel, hake, tuna, shell fish

4

Pharmaceuticals: Indigenous plants &
conventional medicine

5

Animal feed production for cattle
feedlots

3

Steel and glassware manufacturing


4

Hardwood processing into wood
chips, charcoal, electricity

5

leather products (footwear, clothing,
upholstery, etc.)

Infrastructure: Logistics & Transport, Energy, Water



WB Port New Terminal



New SADC Gateway Port

INVESTMENT OPPORTUNITIES

Specialized terminals

Cold storage facilities

Customized logistics solutions exporting & importing industries (mining, agriculture, petroleum etc)

Logistic hubs and innovative freight solution



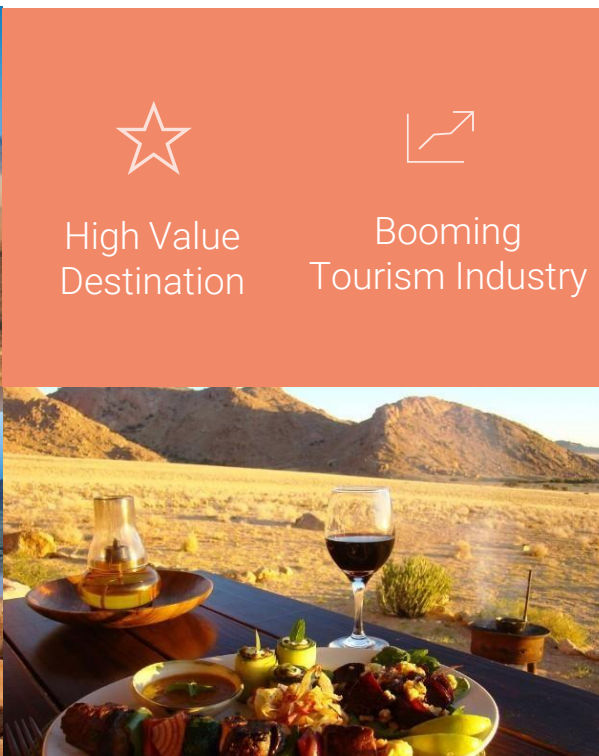
Upgrade & expansion of railroad

Ship repair

Truck ports/Service stations

Industrial Parks

Service Industry: Tourism, ICT, Skills Development



High Value
Destination



Booming
Tourism Industry

1

Hospitality, Gastronomy
& Culinary Training

2

C'est Si Bon Hotel
Expansion

3

Olufuko Tourism
Resort/Cultural Centre

4

Diyondo Mukwe
Tourism Lodge

5

Northern Star Luxury
Lodge/Camp

Investment Climate - Legal Framework

1

Investment Act

Promulgated on 31 August
2016 (Reviewed)

2

Foreign Investment Act

No. 27 of 1990

Protection of Investments

Liberal Investment Regime

Repatriation of Profits and access to
Foreign Exchange

Provision for International Arbitration
of Legal Disputes

3

Export Processing Zone Regime

Act No. 09 of 1995 (to be replaced by SEZ
Regime)

Corporate Tax and Duty Free (must export
70-100% of produce)

Can locate anywhere in Namibia

18 operational (mineral beneficiation,
automotive, household plastics)

4

Independent Judicial System and Strong Institutions

5

Incentives for Manufacturers and Exporters of Manufactured Goods

Summarized investor Incentives

	Registered Manufacturers	Exporters of Manufactured Goods	Export Processing Zone
Corporate Tax	18% for 10 years	32%	Exempt
VAT	Exemption on imported Equipment/ Material	Not eligible	Exempt
Establishment Tax Package	Negotiable	Not eligible	Not eligible
Incentive for Training	25-75% deduction from taxable income	Not eligible	Not eligible
Industrial Studies	50% of cost	Not eligible	Not eligible

FDI flows into Namibia

	Company	Investment	Commencement Date
1	Industrials Alimentaries de Navara (Spain)	Asparagus Processing Plant	2017
2	Namibia Italy Gems Cut (Italy)	Gemstone Processing Plant	2013
3	Innosun (France)	Solar Power Plant	2016
4	Banco Atlantico (Portugal)	Financial Services	2015
5	Eurobic (Banco BIC) (Portugal)	Financial Services	2016
6	Safari Investments (South Africa)	Retail (Waterfront/Mall)	2016
7	Atterbury Group (South Africa)	Retail (First Mall in WB)	2017
8	Ohorongo Cement (Germany)	Cement Factory	2011
9	Rolls Royce (United Kingdom)	Marine Service/Shipyard Repair Centre	2011
10	Al Dahra Agriculture (United Arab Emirates)	Date & Grape Plantations	2011

Investment success stories in Namibia



aldahra holding

ATLANTICO
Futuro com valores.

CGN

BankBIC
Growing Together

SUN GROUP



Standard Bank

PESCANOVA

OLDMUTUAL

TOTAL

DE BEERS
GROUP OF COMPANIES

TIFFANY & CO.

Investec
Asset Management

RAS
Rheinland Air Service

Deutsche Post DHL



pwc

ROLLS
ROYCE

vedanta
zinc international

Hilton

Rio Tinto

Dundee
PRECIOUS METALS

Coca-Cola

SAB
MILLER



EY

bp

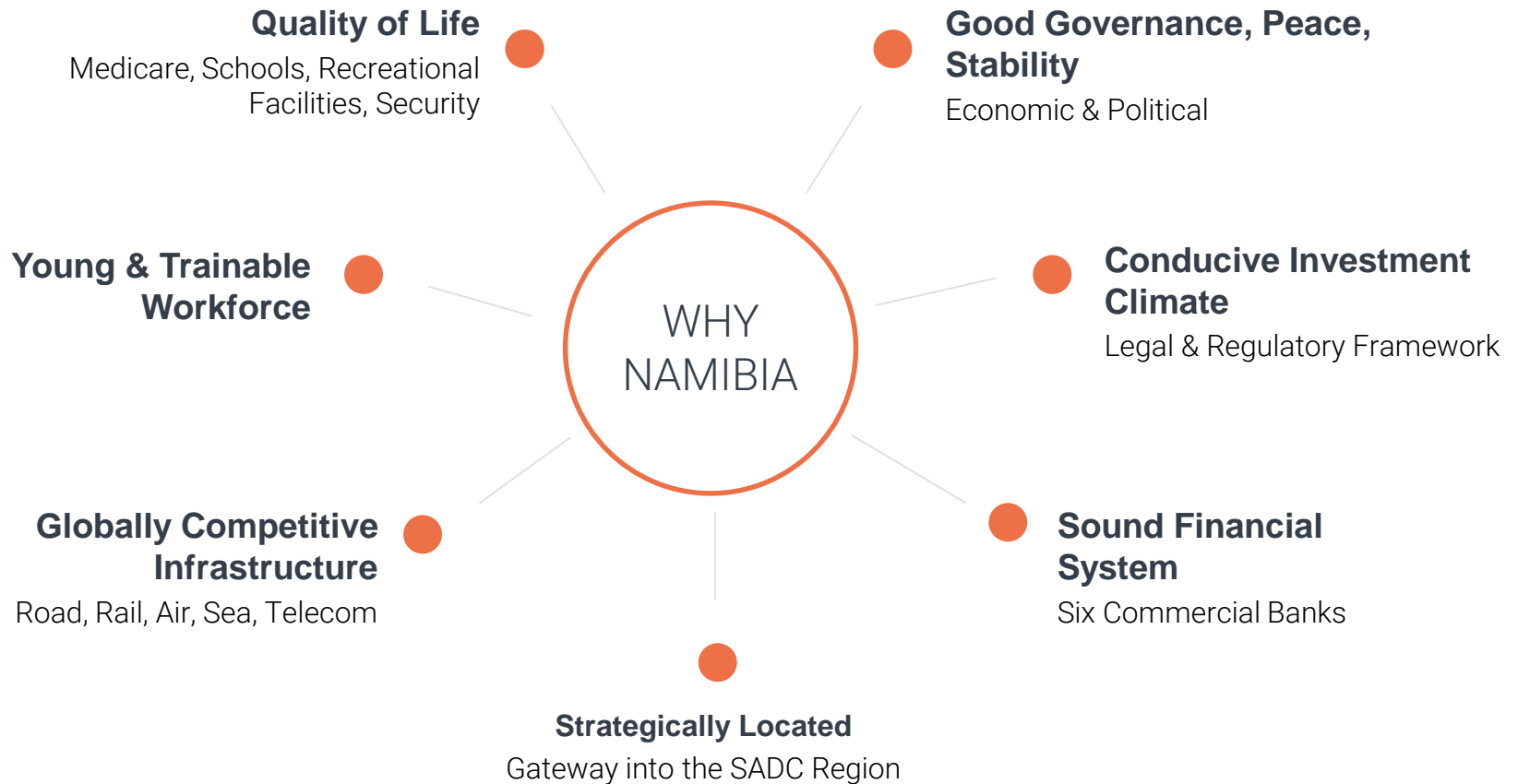
Investec
Asset Management

WEATHERLY
INTERNATIONAL PLC

GLENCORE

DB SCHENKER

Why Namibia?



Namibia Investment Centre (NIC)



Investment Promotion Agency

- Local and Foreign Direct Investment promotion and facilitation
- Policy advocacy

Business Mission Facilitation

- Inbound and outbound business delegations
- Identification of sites & premises according to investor specifications

Local Partnership Facilitation

- Identification of local suppliers, customers or service providers
- Facilitation of joint ventures & meetings with potential business partners

Project Development Support

- Information on available incentives, subsidies and other support programmes
- Investor support with project development and financing

Fast-tracking Administrative Processes

- Coordination with ministries, agencies and local authorities to fast-track administrative processes, e.g. permits/licenses
- Facilitation of visas and work permit applications

After-care Services

- Support to overcome individual challenges of existing investors
- Identification of new business development and growth opportunities to facilitate expansion

Our Mandate

- 1 Investment Promotion
- 2 Trade Facilitation
- 3 Economic Diplomacy
- 4 Business Mission Facilitation

- 6 Visa Facilitation
- 7 Work Permit Facilitation (Namibia Investment Centre) MITSMED
- 8 Investment/Trade/Tourism Enquiries
- 9 Partnership Facilitation

OBRIGADO
THANK YOU



42 Rue Boileau,
Paris 75016
Tel: +33 1 44 1732 65
Fax: +33 1 44 17 32 73
Email: info@embassyofnamibia.fr
bhinda@embassyofnamibia.fr

✓ Visit: www.embassyofnamibia.fr (currently re-developed)